

VELA F

Descrizione - Description

Chiusura doccia con apertura a soffietto
 Shower enclosure with folding door

Struttura - Frame

Acciaio inox AISI 304 - AISI 304 stainless steel

Componenti - Components

Teflon e ABS cromato - Teflon chrome ABS

Vetro - Glass

Cristallo temperato spessore 8 mm Tempered glass, thickness 8 mm

Apertura - Opening



A soffietto
 Folding door

Reversibilità - Reversible

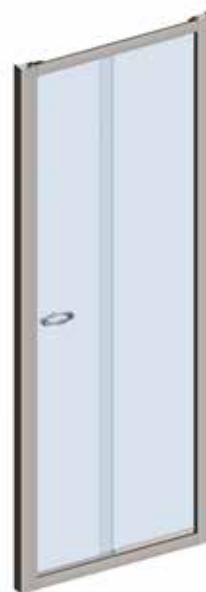


Tenuta d'acqua - Watertightness



Altezza - Height

di serie cm. 198 - altezza massima cm. 198
 198 cm standard height - 198 cm maximum height



PORTA - DOOR

Codice Codice	Dimensioni* Dimensions* (cm.)	Apertura Opening	Estensibilità total Total extensibility (cm.)
F 70	66-71	49	5
F 75	71-76	54	
F 80	76-81	59	
F 85	81-86	64	
F 90	86-91	69	
F 95	91-96	84	

LE MANIGLIE - HANDLE



M02 Quadro



M04 Lunetta



M06 Block



M07 Flexa



M08 One block



M09 Pi Greco



M15 Plane



M20 Rubik



M21 Brooklin



M26 Stick

VELA F

STRUTTURA - STRUCTURE

F1 - Acciaio Inox - natural steel



Acciaio lucido - Glossy steel



Acciaio Satinato - Brushed steel

F2 - acciaio inox verniciato ral - Printed



Opaco bianco - Matt white



Opaco nero - Matt black

F3 - Acciaio inox finitura galvanica - Steel in galvanic finishes



Fiammato rame opaco
Oxidized matt copper



Fiammato ottone lucido
Oxidized glossy brass




Fiammato rame lucido
Oxidized glossy copper



Nichel nero opaco
Nickel matt black



Brunito lucido
Glossy burnished




Bronzo ottone lucido
Glossy bronze brass



Bronzo rame lucido
Glossy bronze copper



Fiammato ottone opaco
Oxidized matt brass




Oro lucido
Glossy gold



Blu antico opaco
Matt old blue

CRISTALLI - GLASS



Lucido - Clear



Acidato - Matt



Grigio Europa
European Grey



Verde - Green



Extrachiaro - Extra clear



Blu Ford - Blue Ford



Stampato C
C relief patterned



Stop Sol



Bronzo - Bronze



Orizzont



Modern



Glacial